



Asphalt Plants

e-mak.com





E-MAK



EMAK

2

3

ASPHALT PLANTS

EXPRESS 80-320 t/h



- Fast assembly
- Easy transportation
- Economical price

EXPERT 240-320 t/h



- Totally closed mixing tower
- Economic assembly in narrow spaces
- Transportable within container dimensions
- Economical price

GREEN TYPE 200-240 t/h



- High volume bunker capacity
- Wide platform and ladders
- Easy to integrate to additional technologies

SUPER GT 200-350 t/h



- In addition to Green Type features;
- High volume hot aggregate silo capacity
 - Totally closed mixing tower
 - Enables to stock 5 types of asphalt simultaneously

MAJESTIC 260-350 t/h



- High production capacity
- Ideal for metropolitan cities
- Quick mixture design change via double sieve
- Enables to stock 5 types of asphalt simultaneously

EXPRESS MOBIL 80-240 t/h



- Batch or continuous type options
- Quick assembly
- Easy transportation



TRANSPORTABLE ASPHALT PLANTS

EXPRESS 80-320 T/H

E-MAK "Express" model asphalt plants are especially designed for small and medium scaled asphalt production facilities within production capacities of 80-320 ton/hour.

E-MAK "Express" model asphalt plants are the mostly preferred during urban city roads, highway and maintenance projects which require mobility.

E-MAK "Express" model asphalt plants have wide range of options which easily comply the suitable combinations for client requirements. E-MAK "Express" models are environmentally friendly and due to its modular structure is easy to transport, assemble and maintain.

- Suitable for heavy-duty conditions
- Minimum energy consumption
- Low operating cost
- High production efficiency
- Easy maintenance
- Long lasting components with high quality
- User friendly high technology control systems
- Easy access from all over the world via modem



Easy transportation

- Able to work as a twin plant
- Transported with 11 trailers
- Assembled within 10 days
- Economical price
- Up to 300 ton hot mixture stocking feature with under mixer and aside bunkers

***2,5 x 3 x 13,6 m Mega Trailer**



Long lasting,
high quality components



TRANSPORTABLE ASPHALT PLANTS EXPERT 240-320 T/H

E-MAK "Expert" model asphalt plants are especially designed for medium and high scaled production facilities with 240-320 ton/hour asphalt production capacities.

E-MAK "Expert" model asphalt plants are suitable for road urban and highway construction projects in need of frequent jobsite replacement within limited time and space

Due to its special design and engineering emission values are minimized, concrete amount required for foundation is reduced and assembly time can be completed within less than a week.

- Heavy duty type
- Totally closed mixing tower
- Minimum energy consumption
- Low operating costs
- High production efficiency
- Easy assembly
- Easy maintenance
- Long lasting high quality components
- User friendly, high technology control systems
- Easy access from all over the world via modem




Easy installation in constricted areas

- Moisture sensor allows automatic burner flame control
- Granular, liquid and bag additive systems
- Able to work as a twin plant
- Economical price
- Able to fit into containers
- Transported with 11 trailers
- Assembled within 10 days

***2,5 x 3 x 13,6 m Mega Trailer**



User friendly,
high tech control and
command systems



STATIONARY ASPHALT PLANTS

GREEN TYPE 200-240 T/H

E-MAK "Green Type" models are manufactured with innovative technology to endure heavy duty tasks. E-MAK "Green Type" model asphalt plants are especially designed for medium scaled asphalt production facilities and suitable müşterilerin kapsamlı ihtiyaçları için son teknoloji ile donatılmıştır.

E-MAK "Green Type" models are environmentally friendly and have minimized operating costs. Suitable for future technological integrations and meets all demands due to its wide structure on all decks. Modular structure also enables easy transportation and assembly.

- Environmentally friendly design as it can be covered easily
- Ideal for mastic and stone mastic asphalt production
- Heavy duty type
- High volume hot mixture capacity
- Easy and safe working conditions with wide platforms
- Minimum energy consumption
- Low operating costs
- High production efficiency



User friendly, high tech control systems

- Easy to integrate new technologies
- Easy maintenance
- Long lasting high quality components
- Easy online access from all over the world
- Moisture sensor allows automatic burner flame control
- Granular, liquid and packaged additive systems
- Transported by 16 trailers*
- Assembled within 20 days

***2,5 x 3 x 13,6 m Mega Trailer**



Heavy duty type
minimum consumption
high efficient



STATIONARY ASPHALT PLANTS

SUPER GT 200-350 T/H

- Environmentally friendly design as it can be covered easily
- Integrated with RAP recycling tower
- High volume hot aggregate bunker
- Ideal design for mastic and stone mastic asphalt production
- Heavy duty type
- Totally enclosed mixing tower
- Enables to stock 5 types of asphalt
- Environmentally friendly
- Low operating cost
- High production efficiency
- Easy maintenance
- User friendly, high tech control systems
- Easy online access from all over the world
- Moisture sensor allows automatic burner flame control
- Granular, liquid and packaged additive systems
- Able to work as twin plants
- Transported by 20 trailers*
- Assembled within 30 days

2,5 x 3 x 13,6 m Mega Trailer



**Minimum energy
consumption**




**Long lasting, high
quality components**





High volume
hot aggregate
bunker capacity



STATIONARY ASPHALT PLANTS

MAJESTIC 260-350 T/H

E-MAK "MAJESTIC" model asphalt plants are designed and manufactured particularly for highway and metropolitan city projects which require high capacity asphalt productions.

E-MAK "MAJESTIC" model asphalt plants are designed especially for clients planning to work in a stationary location for a long period and produce several types of asphalt at the same time.

- Ideal design for mastic and stone mastic asphalt production
- Especially designed for metropolitan cities
- Ideal for highway projects
- Enables to stock 5 types of asphalt
- High efficiency, low consumption
- Long lasting high quality components
- High tech automation system
- Can be integrated with Simge Challenger



**Ideal for metropolitan cities
High production capacity**



**Quick mix design change
via double sieve**





High performance,
Low consumption



TRANSPORTABLE ASPHALT PLANTS

EXPRESS MOBILE 80-240 T/H

E-MAK "Mobile" type asphalt plants are designed and manufactured for asphalt facilities within 80-240 ton/hour asphalt production.

E-MAK "Mobile" type asphalt plants are preferred for construction projects such as urban city roads, highway and maintenance whereas in need of frequent jobsite replacements.

E-MAK "Mobile" transportable type of structure on wheels enable quick & easy assembly-transportation and maintenance.



Batch or Continuous types
Fast assembly
Easy transportation



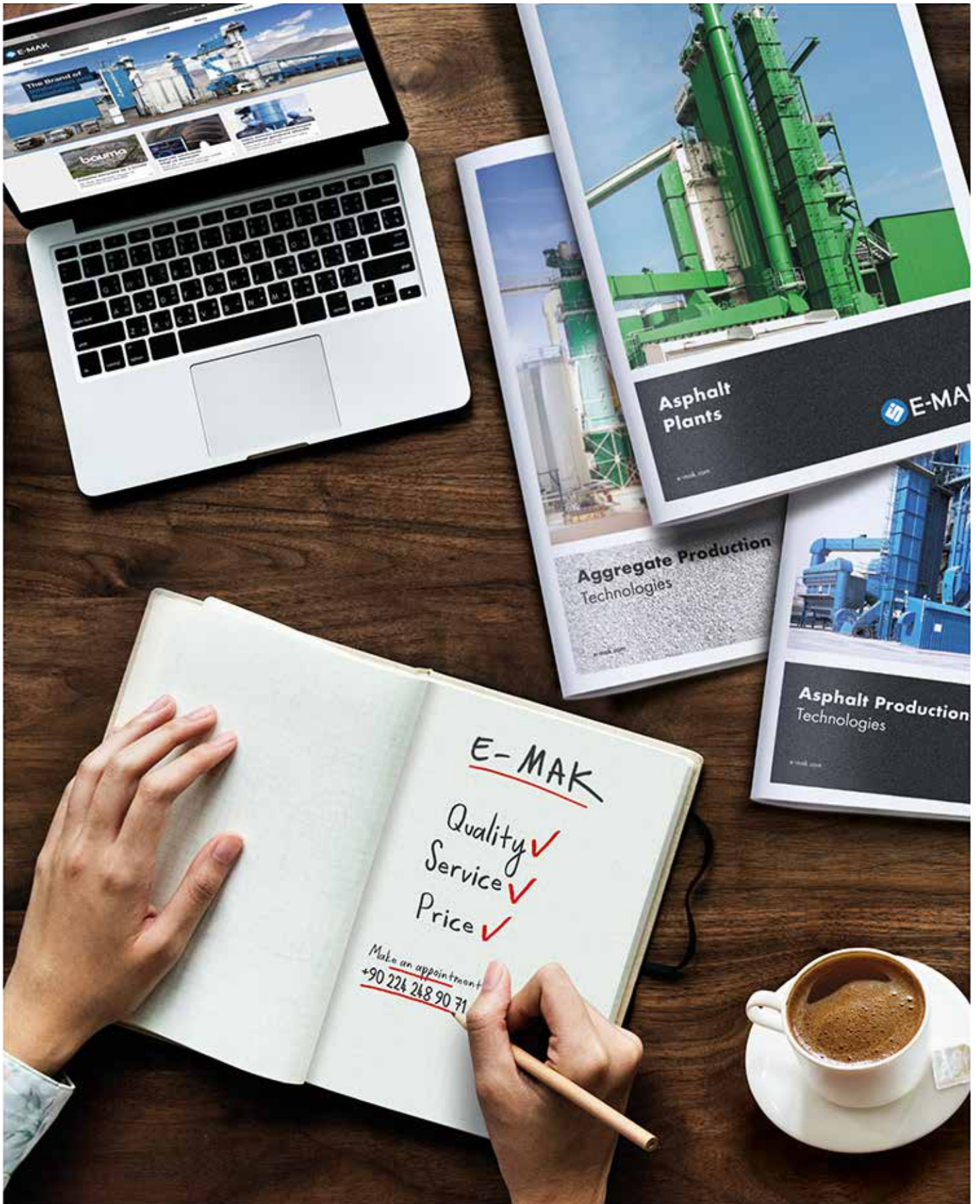
- Easy and quick assembly via socket type cable connections
- Main components are located on trailer
- Fast dismantle, transport and reassemble capability
- Suitable for military projects
- Easy maintenance

- Long lasting high quality components
- Easy online access from all over the world
- Optionally bunker for asphalt mixture feature under the mixer
- Transported with standard trailers









E-MAK
MACHINE CONSTRUCTION INDUSTRY & TRADING CORP.

e-mak.com | info@e-mak.com | +90 224 248 90 71

E-MAK reserves right to change or modify technical data and specifications at any time without notice.

